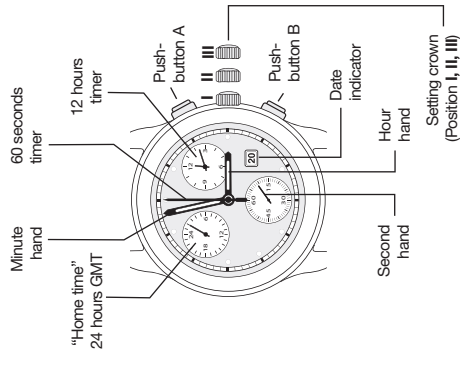


### DISPLAY


Watch hands



### POSITIONS THE HANDS TO THEIR ORIGINE

Setting crown in position II

Selecting the counter for zero-reset. (The selected hand moves).



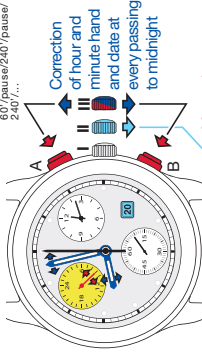
Correcting the position of the hand  
short pressure: - step by step  
- 10 for 10 seconds  
- rapid continuous rotation.

Resets the **selected** counter hand

### CORRECTION MODE

Setting the time  
Correction of date  
Correction of "Home Time"

Moves the "Home Time" forward  
⊕ 15 minutes  
short pressure: - 15/15/15/15/15/...  
long pressure: - rapid continuous  
15/15/pause/45/pause/60/pause/60/pause/60/pause/60/pause/240/...



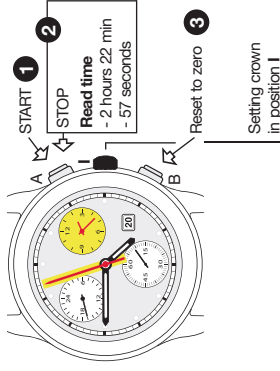
Moves the "Home Time" backward  
⊖ 15 minutes

short pressure: - 15/15/15/15/15/...  
long pressure: - rapid continuous  
15/15/pause/45/pause/60/pause/60/pause/60/pause/240/...

Note  
Setting crown in position III = STOP-SECOND

### TIMING MODE

Simple timing function



1 to 3 order of functions

**WARNING**  
Before starting the time, put back the chronograph hands to their original position.  
If necessary, see paragraph POSITIONS THE HANDS TO THEIR ORIGINE.

### A

ETA G10.962  
BE PWD



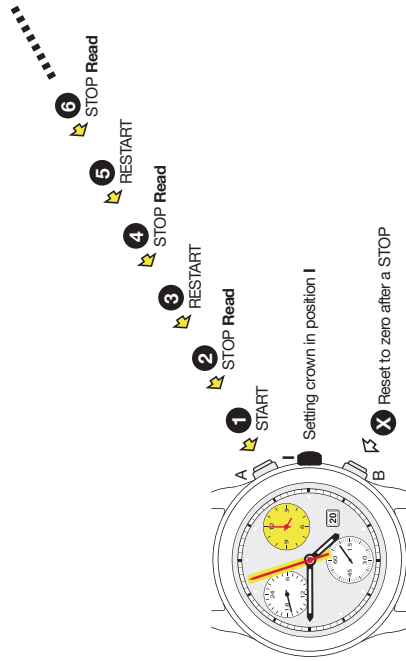
GB USA

ETA SA Manufacture Horlogère Suisse  
depuis 1793

622 405 - 02.03.2015 / ETA / 00

### TIMING MODE

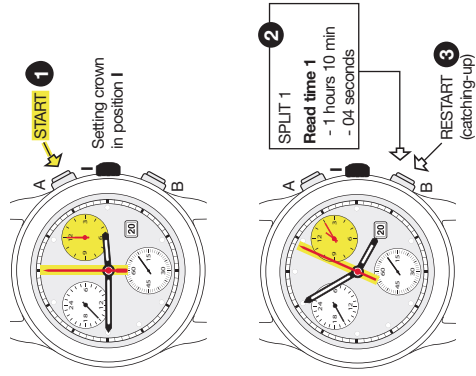
ADD function



1 to X order of functions

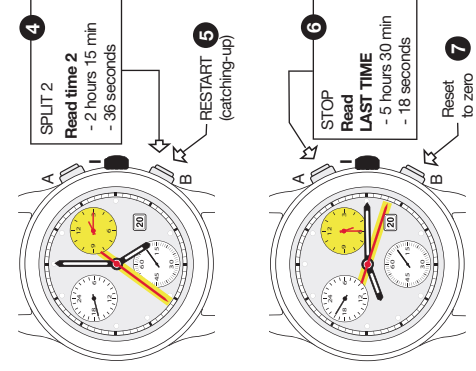
### TIMING MODE

SPLIT-TIME or INTERMEDIATE TIMES function



1 to 7 order of functions

### F



1 to 7 order of functions